

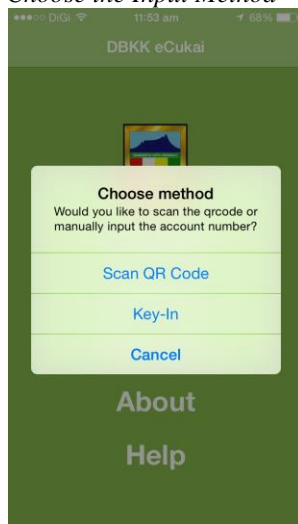
## Panduan Penggunaan e-Cukai DBKK

### *e-Cukai DBKK User Guide*


1. Muat turun dan memasang aplikasi e-Cukai DBKK di dalam telefon pintar atau tablet (Dilakukan sekali sahaja untuk setiap telefon/tablet)  
*Download and install e-Cukai mobile app to smart phone or tablet (this is done only once for each phone/tablet)*
2. Lancarkan e-Cukai DBKK  
*Run e-Cukai DBKK*
3. Pilih opsyen “Pay Bill” – pembayaran bill  
*Select the option “Pay Bill”*



4. Pilih cara kemasukan  
*Choose the Input Method*



- Imbas kod QR yang tertara di bil  
*Scan the QR code on the bill*



- Masukkan amaun pembayaran  
*Enter the payment amount*

Category	Amount (RM)
<b>Current</b>	78.99
<b>Arrears</b>	236.91
Legal fee	0.00
Notice fee	0.00
Interest	2.41
Other	0.00
<b>Total</b>	<b>318.31</b>

Payment amount: Full: 539.43 RM

539.43 RM

By credit card | I agree

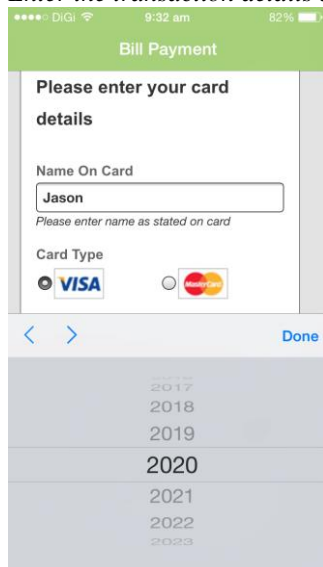
- Pilih cara pembayaran (kad kredit atau pindahan bank)  
*Select the mode of payment (credit card or bank transfer)*

Please choose a payment amount

- Annual: 539.43
- Outstanding: 318.31
- Enter Amount:

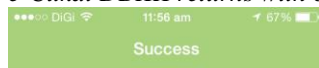
Cancel

8. Masukkan maklumat pembayaran seperti yang dikehendaki  
*Enter the transaction details as requested*



The screenshot shows a mobile app interface for 'Bill Payment'. At the top, it says 'Please enter your card details'. There is a text input field for 'Name On Card' containing the name 'Jason'. Below this, there are radio buttons for 'Card Type', with 'VISA' selected and 'MasterCard' unselected. At the bottom of the screen, there is a list of years from 2017 to 2023, with '2020' highlighted.

9. e-Cukai DBKK memberikan pengesahan pembayaran diterima  
*e-Cukai DBKK returns with confirmation of payment received*



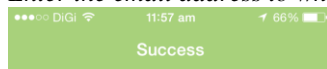
**Thank you for your payment!**

Receipt No.: 01000011A  
Amount (RM): 539.43  
Date: 01-05-2015

Send me an email

Finish

10. Masukkan alamat e-mel di mana pengesahan pembayaran akan dihantar  
*Enter the email address to which an acknowledgement of payment will be sent*



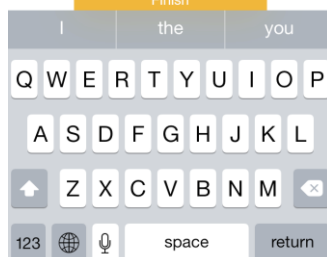
**Thank you for your payment!**

Receipt No.: 01000011A  
Amount (RM): 539.43  
Date: 01-05-2015

Send me an email

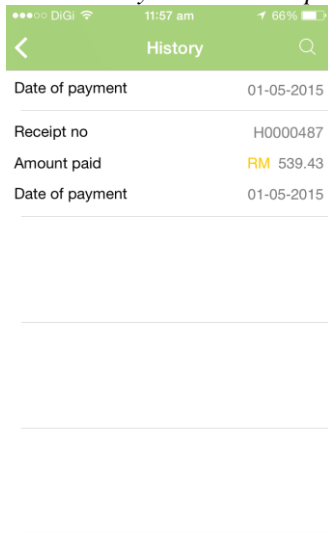
Enter your email address

Finish



11. Pengguna boleh memilih untuk menyemak sejarah rekod pembayaran

*The user may choose to see past payment history*



12. Keluar daripada aplikasi

*Exit the mobile app*